





---

.....	2
.....	3
.....	3
.....	3
.....	3
.....	3
.....	3
.....	10
.....	11
.....	13
.....	13
.....	13
.....	14
.....	14
.....	14
.....	16
.....	21
.....	21
.....	28





		129,564,140	18.17%	0	0
		60,471,383	8.48%	0	0
		50,239,391	7.04%	0	18,411,399
		28,560,469	4.00%	0	1,769,200
		28,508,022	4.00%	23,094,731	0
		23,539,230	3.30%	0	6,427,467
GIC PRIVATE LIMITED		20,218,495	2.84%	0	0
		20,067,541	2.81%	0	0
		18,719,624	2.62%	0	0
		17,243,103	2.42%	0	0
		<b>397,131,398</b>	<b>55.68%</b>	<b>23,094,731</b>	<b>26,608,066</b>

10GSFP+ 25GSFP28 40GQSFP+ 100GQSFP28

---

**1**

1 2017

2016 11 24 2016

2017 5 22

[2017]741

2017 6 7

ITC Innovation Limited

[2017]423

13.54 /

206,794,668

13.54 /

36,189,068

216,010,800

458,994,536

2 2019

2018 5 17 2017

2019 1 23

[2019]24

94,771,411

2019 4 10

34,378,038

475,455,806

509,833,844

**2**

**1 2017**

2018 5 17

2017

2017

473,857,056

10

0.38

18,006,568.13

---

2018 7 3 2017

2018 7 10

**2 2018**

2019 5 15 2018

2018

509,833,844

10

1.23

62,709,562.81

10 4

203,933,537

713,767,381

2019 5 28 2018

2019 6 3

**3 2019**

2020 6 9 2019

2019

713,165,136

10

0.84

59,905,871.42

2020 6 23 2019

2019

2020 7 1

**1**

2020 9 30



---

167,899,654

23.54%

1950 11

2010 10 2017 5

2017 5

2017

2018 2019

2019 10093

2020 10093

2020

1

1

---

2020-09-30

2019-12-31

2018-12-31

2017-12-31

---

	<b>2020</b>	<b>1-9</b>	<b>2019</b>	<b>2018</b>	<b>2017</b>
	69,781.69		57,667.68	69,495.25	20,589.28
	60,428.67		51,348.72	62,311.60	16,150.54
	-506.12		-56.21	28.72	16.40
	59,922.55		51,292.51	62,340.32	16,166.94

3

---

2020 9 30

2020 9 30



7

2/3

6

1

3-1-12





2020 11 13

3-1-14



---

2020 12 2  
2020

2017	2018	2019		16,150.54
62,311.60	51,348.72			43,270.29
			300,000.00	300,000.00
	5%			5.00%
			15,000.00	

2017	2018	2019	2020	9
48.71%	40.89%	33.98%	41.83%	

3-1-16

---

2017

2018

2019

2020

1-9

---

2020 9 30 (2020)  
3068  
2020 9 30

2017

2018 2019

2018 2019 62,311.60  
51,348.72 3,308.38 8,398.57  
59,003.22 42,950.15

2020 9 30

---

1

2

3

4



2

3

4

3-1-20



2019 12 28  
2019

2020 3 1

2019

**1**

**2**

3-1-21

---

**3**

**4**

2019 5 17 3,000  
2019 9 1

**1**

---

**2**

**3**

**4**

**5**

2020 1

**1**





15%

2020 9

13%

13%

60

**1**

3-1-25

---

**2**

**3**

85%

**4**

**5**

3-1-26

---

6

7

AA

AA

/

8


---

100 400G

5G

(本页无正文,为《国泰君安证券股份有限公司关于中际旭创股份有限公司向不特定对象发行可转换公司债券之发行保荐书》的签字盖章页)

项目协办人:



张跃骞

保荐代表人:



尉欣



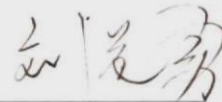
张贵阳

保荐业务部门负责人:




朱毅

内核负责人:



刘益勇

保荐业务负责人:



王松

保荐机构总经理(总裁):



王松

保荐机构董事长/法定代表人:



贺勇

保荐机构(盖章): 国泰君安证券股份有限公司

2021年2月26日



1

2

3

4

---

---

---

---