

中际旭创股份有限公司

简式权益变动报告书

	300308

/	
/	24
/	28
/	888 1 24109

2021 01 08

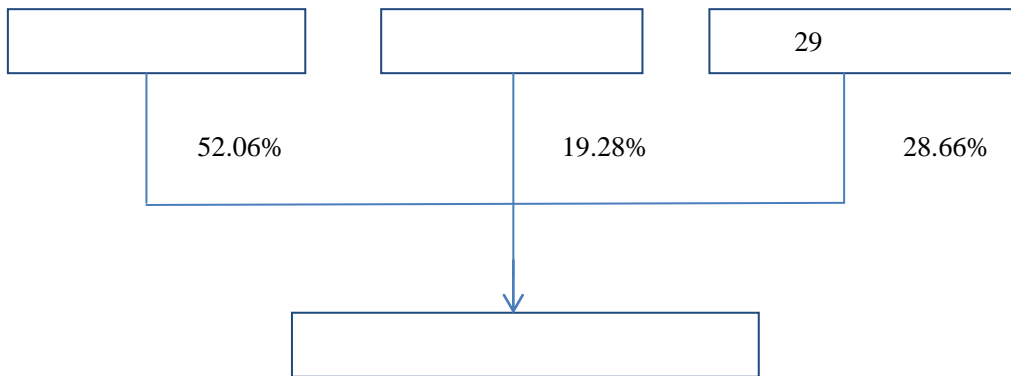
.....	2
.....	4
.....	5
.....	9
.....	10
.....	13
.....	14
.....	15
.....	16
.....	..20

/	/	
/		
		5%

1

	2,000.00
	91370681706399244W
	1999 1 18 2024 1 18

2



3

--	--	--	--	--	--

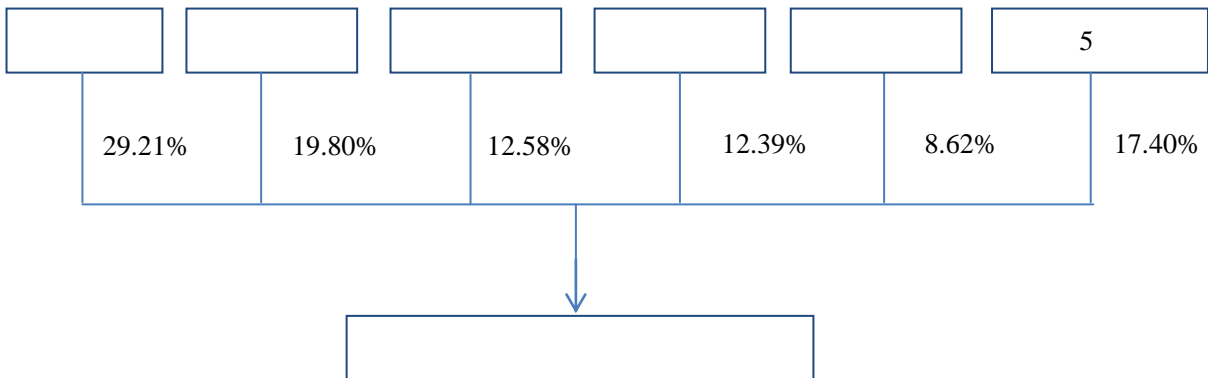
	370623195011*****
	24

	370681197612*****
	28

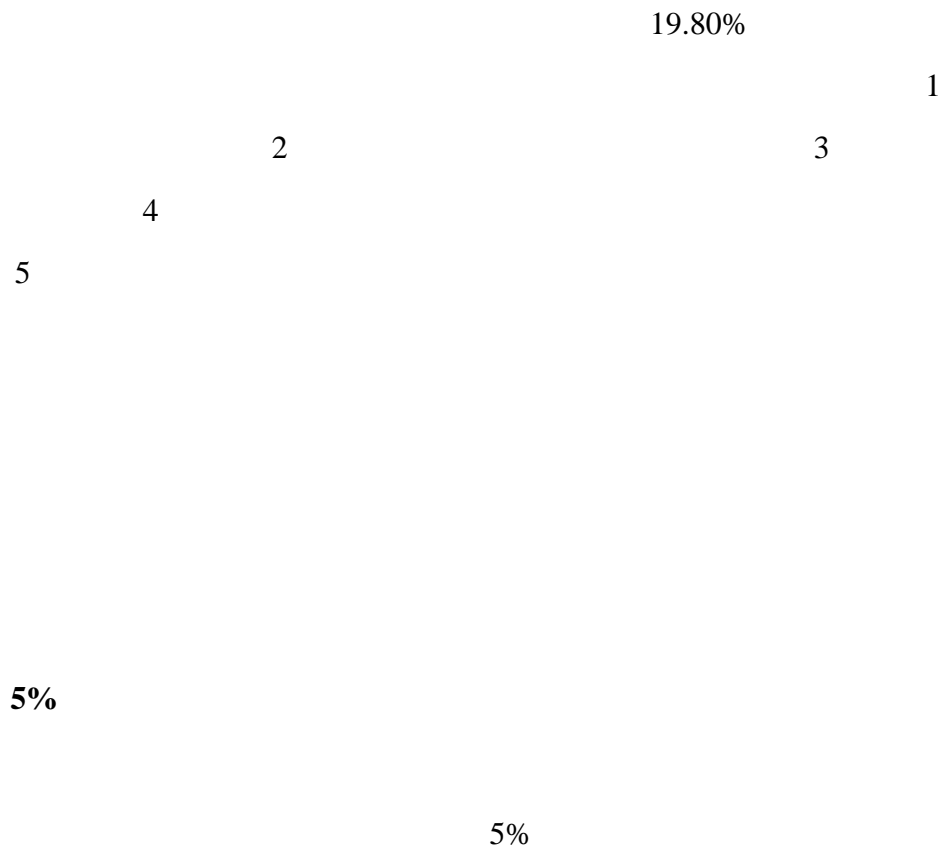
1

	888 1 24109
	15,500.00
	91310115691557245T
	2009 06 25 -2059 06 24

2



3



2019

12

2020 12 1

2020-147

12

12

2017 8

	99,380,300	21.651739%
	20,989,660	4.572965%
	1,953,168	0.425532%
	5,066,469	1.103819%
	127,389,597	27.754055%

	99,380,300	21.651739%	99,380,300	20.902111%
	20,989,660	4.572965%	20,989,660	4.414640%
	1,953,168	0.425532%	1,953,168	0.410799%
	5,066,469	1.103819%	5,066,469	1.065603%
	127,389,597	27.754055%	127,389,597	26.793152%

2019

	99,380,300	20.902111%	99,380,300	19.492684%
	21,720,016	4.568251%	21,720,016	4.260215%
	1,953,168	0.410799%	1,953,168	0.383099%
	5,066,469	1.065603%	5,066,469	0.993749%
	128,119,953	26.946764%	128,119,953	25.129747%

2019

	99,380,300	19.492684%	139,132,420	19.492684%
	21,720,016	4.260215%	30,408,022	4.260215%
	1,953,168	0.383099%	2,734,435	0.383099%
	5,066,469	0.993749%	7,093,057	0.993749%
	128,119,953	25.129747%	179,367,934	25.129747%

2021 1 7

		2020.06.23- 2020.07.07	9,568,280	1.341664%
		2020.09.17	1,900,000	0.266418%
		2020.12.23- 2021.01.07	2,125,700	0.298066%
			3,500,000	0.490770%
			17,093,980	2.396918%

	99,380,300	21.651739%	129,564,140	18.167481%
	20,989,660	4.572965%	28,508,022	3.997394%
	1,953,168	0.425532%	2,734,435	0.383422%

	5,066,469	1.103819%	1,467,357	0.205753%
	127,389,597	27.754055%	162,273,954	22.754050%

/

25%

		2020.09.17	1,900,000	0.266418%
		2020.12.23- 2021.01.07	2,125,700	0.298066%
			3,500,000	0.490770%

1

22.75%

2

0535-8573360

2021 01 08

2021 01 08

2021 01 08

2021 01 08

			300308
			24
			28
			888 1 24109
	$\frac{A}{127,389,597} = 27.754055\%$		
	$\frac{A}{34,884,357} = 5.000005\%$		
12			
6			

2021 01 08

2021 01 08

2021 01 08

2021 01 08