

300308



**中际旭创股份有限公司**  
**2018 年度非公开发行股票预案**  
**(第四次修订稿)**

二〇一八年十二月

1

2

36

3

4

5

6

1  
2017 2018

2

3

=

/

4

20%

94,771,411

155,595.00

5

155,595.00

|          |      |                   |                   |
|----------|------|-------------------|-------------------|
|          |      |                   |                   |
| <b>1</b> | 400G | 44,083.60         | 35,082.00         |
| <b>2</b> |      | 112,916.20        | 83,539.70         |
| <b>3</b> |      | 16,973.30         | 16,973.30         |
| <b>4</b> |      | 20,000.00         | 20,000.00         |
|          |      | <b>193,973.10</b> | <b>155,595.00</b> |

6

[2012]37

3

[2013]43

7

8

[2017]9

9

|       |    |
|-------|----|
| ..... | 8  |
| ..... | 10 |
| ..... | 10 |
| ..... | 10 |
| ..... | 13 |
| ..... | 14 |
| ..... | 16 |
| ..... | 16 |
| ..... | 17 |
| ..... | 18 |
| ..... | 19 |
| ..... | 19 |
| ..... | 19 |
| ..... | 25 |
| ..... | 32 |
| ..... | 32 |
| ..... | 33 |
| ..... | 34 |
| ..... | 34 |
| ..... | 34 |

|       |    |
|-------|----|
| ..... | 35 |
| ..... | 39 |
| ..... | 39 |
| ..... | 41 |
| ..... | 42 |
| ..... | 45 |
| ..... | 45 |
| ..... | 45 |

|      |  |   |
|------|--|---|
|      |  |   |
|      |  | 5   |
|      |  | 2018  |
|      |  |   |
|      |  |   |
|      |  |   |
|      |  |   |
|      |  |   |
| /    |  |   |
| IEEE |  | Institute of Electrical and Electronics Engineers |
| 5G   |  |   |
|      |  |   |
| SFP  |  | SFP GBIC GBIC<br>SFP mini-GBIC                    |
| XFP  |  | 850nm 1310nm 1550nm                               |
| CFP  |  | 40-100Gbps  |

|      |  |                 |
|------|--|-----------------|
| QSFP |  | SFP (QSFP) QSFP |
|------|--|-----------------|

WDM

Wavelength Division Multiplexing  
CWDM

CWDM

|  |                             |
|--|-----------------------------|
|  |                             |
|  | ZHONGJI INNOLIGHT CO., LTD. |
|  |                             |
|  |                             |
|  | 475,455,806                 |
|  | 2005 06 27                  |
|  | 2010 10 16                  |
|  |                             |
|  | 0535-8573360                |
|  | 0535-8573360                |
|  |                             |
|  |                             |
|  | 300308.SZ                   |

**2**

**3**

**5G**

2008

10G SFP+

10G XFP 25G SFP28 40G QSFP+ 100G CFP4/QSFP28

25G Ethernet

50G Consortium

IEEE

OSFP

IEEE 802.3 and

ITU Q2 for PON convergence

CCSA

TC6-

WG4

1

400G

100G

5G

2

3

5

2

A

1.00

20% 94,771,411

155,595.00

ix 0 >|6Ñ~ Gy 9Gÿ 9

]9f 22.08 0 Td|<02C208>43D5D8379C6E2<0A28>Tj,0MC38>9424.518067GH9<0838>15

155,595.00

|   |      |                   |                   |
|---|------|-------------------|-------------------|
|   |      |                   |                   |
| 1 | 400G | 44,083.60         | 35,082.00         |
| 2 |      | 112,916.20        | 83,539.70         |
| 3 |      | 16,973.30         | 16,973.30         |
| 4 |      | 20,000.00         | 20,000.00         |
|   |      | <b>193,973.10</b> | <b>155,595.00</b> |

|             |                        |            |
|-------------|------------------------|------------|
|             | 475,455,806            | 99,380,300 |
| 20.90%      |                        | 52.06%     |
|             | 21,352,716             | 4.49%      |
|             | 1,953,168              | 0.41%      |
|             | 5,066,469              | 1.07%      |
|             | 26.87%                 |            |
|             | 94,771,411             |            |
| 570,227,217 |                        |            |
|             | 127,752,653            | 22.40%     |
|             | ITC Innovation Limited |            |
|             |                        | 86,000,785 |
|             | 2018                   |            |
| 15.08%      |                        |            |

2017

2018

155,595.00                      400G

155,595.00

|          |      |                   |                   |
|----------|------|-------------------|-------------------|
|          |      |                   |                   |
| <b>1</b> | 400G | 44,083.60         | 35,082.00         |
| <b>2</b> |      | 112,916.20        | 83,539.70         |
| <b>3</b> |      | 16,973.30         | 16,973.30         |
| <b>4</b> |      | 20,000.00         | 20,000.00         |
|          |      | <b>193,973.10</b> | <b>155,595.00</b> |

2013                      4G

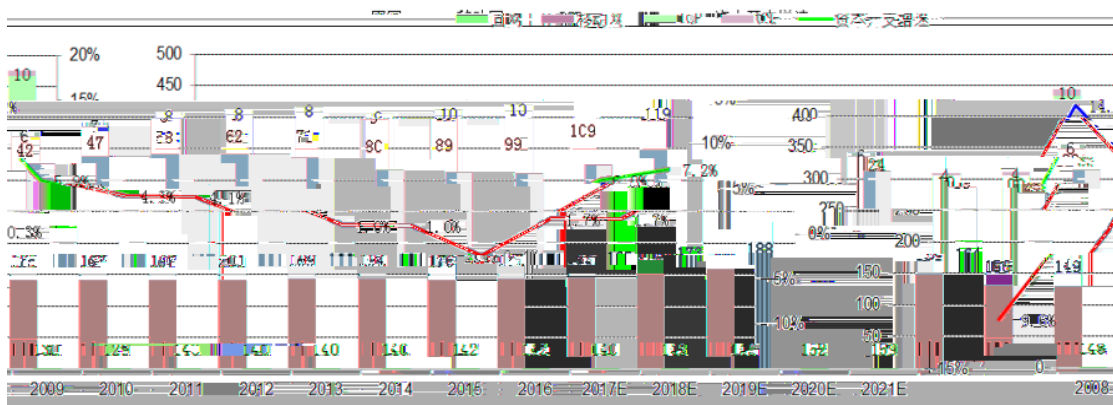
100G 200G 2017

ICCSZ 2017

9.13 2.38%

Ovum 2018

10



Ovum



10G

2.5G

40G 100G

4G

5G

5G

5G

“ ”



400G

5G

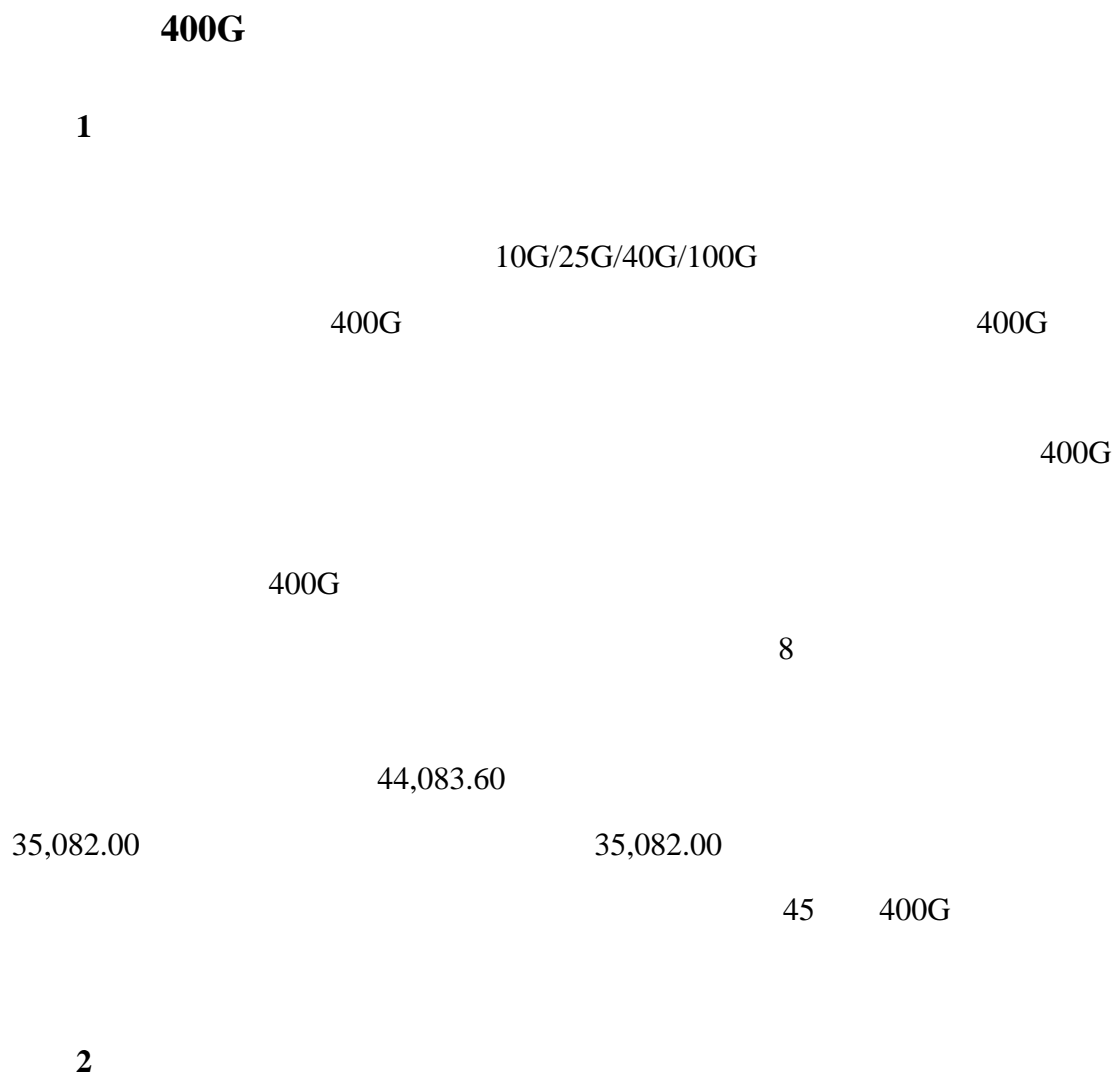
10

ISO 9001:2008

TL9000

H R5.5/5.0

ISO 14001:2004



IEEE 2015 400G 400Gb/s  
2016 -2017 400G 400G  
ADC/DSP  
400G 2-3 400G OFDM  
400G  
400G  
3  
44,083.60

|   |  |                  |                  |
|---|--|------------------|------------------|
|   |  |                  |                  |
| 1 |  | 819.90           | 819.90           |
| 2 |  | 32,912.80        | 32,912.80        |
| 3 |  | 1,349.30         | 1,349.30         |
| 4 |  | 9,001.60         | -                |
|   |  | <b>44,083.60</b> | <b>35,082.00</b> |

4

1

10G/25G/40G/100G

100G

100G

5G

100G

5G

695

112,916.20

83,539.70

83,539.70

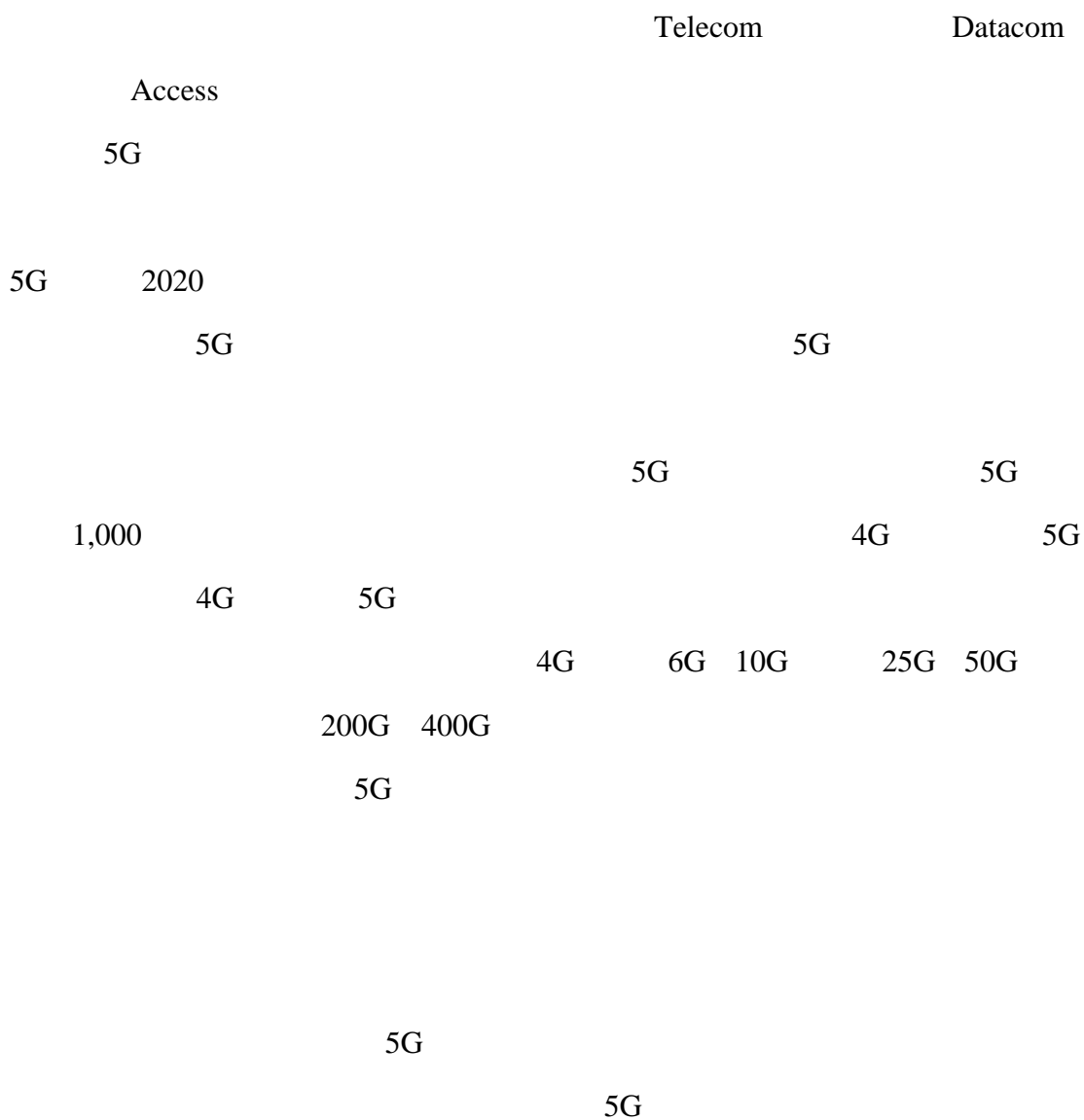
160

100G

140

5G

2



10G 25G 100G 100G 100G

3

112,916.20

|   |  |                   |                  |
|---|--|-------------------|------------------|
|   |  |                   |                  |
| 1 |  | 23,594.07         | 23,594.07        |
| 2 |  | 56,732.56         | 56,732.56        |
| 3 |  | 3,213.07          | 3,213.07         |
| 4 |  | 29,376.50         | -                |
|   |  | <b>112,916.20</b> | <b>83,539.70</b> |

4

16,973.30

1

2018 9 30 43.13%  
85.79%

2

2015

2016

2017

2018

1



94,771,411

5

2

32









|           |           |           |        |       |
|-----------|-----------|-----------|--------|-------|
|           | 2018 3    |           | 2018 4 | 1974  |
| 301       |           |           |        |       |
|           | 25%       | 2018 6 15 |        |       |
|           |           | 500       |        | 25%   |
| 340       | 2018 7 6  |           | 160    |       |
| 2018 8 23 |           | 2018 9 9  |        | 2,000 |
| 10%       | 2018 9 18 |           |        |       |
| 2018 6 15 |           | 500       |        |       |
|           | 2018 9 18 |           | 2,000  |       |



[2013]110

3

[2013]43


1

2

3

1

1



|   |             |      |            |
|---|-------------|------|------------|
| 1 | 2016 6 8    | 2015 | 2015       |
|   |             | 2015 | 2015 12 31 |
|   | 216,010,800 | 10   | 0.1        |
|   | 2016 8 1    |      |            |
| 2 | 2017 5 31   | 2016 | 2016       |
|   |             | 2016 | 2016 12 31 |
|   | 216,010,800 | 10   | 0.1        |
|   | 2017 6 9    |      |            |
| 3 | 2018 5 17   | 2017 | 2017       |
|   |             | 2017 | 2017 12 31 |
|   | 473,857,056 | 10   | 0.38       |
|   | 2018 7 11   |      |            |

|      |               |                |        |
|------|---------------|----------------|--------|
|      |               |                |        |
| 2015 | 2,160,108     | 5,593,969.00   | 38.61% |
| 2016 | 2,160,108     | 10,054,131.54  | 21.48% |
| 2017 | 18,006,568.13 | 161,505,416.37 | 11.15% |

---

|               |        |        |           |           |
|---------------|--------|--------|-----------|-----------|
| 2015          | 2016   | 2017   | 2,160,108 | 2,160,108 |
| 18,006,568.13 |        |        |           |           |
| 38.61%        | 21.48% | 11.15% |           |           |

3

[2012]37

[2013]43

2017-2019

2017

1

2

10%

30%

50%

5,000

30%

3

1

80%

2

40%

3

20%

10%

30%

[2013]110

[2014]17

[2015]31

|          |      |            |      |               |
|----------|------|------------|------|---------------|
| <b>1</b> |      |            |      |               |
| 1        |      |            | 2019 | 4             |
| 2        |      | 94,771,411 |      | 155,595.00    |
| 3        |      |            |      |               |
| 4        |      |            |      | 475,455,806   |
| 5        |      |            | 2017 | 18,006,568.13 |
| 6        |      | 2018       | 7    | 2018          |
| 2019     | 2018 | 2019       |      | 2018          |
| 7        |      |            |      |               |
| 8        |      |            |      |               |
| 9        | 2018 |            |      |               |

**2**

|  | 2017 /      | 2018 /      | 2019 /      |             |
|--|-------------|-------------|-------------|-------------|
|  |             |             |             |             |
|  | 473,857,056 | 475,455,806 | 475,455,806 | 570,227,217 |

|                   |                  |                |                |                |
|-------------------|------------------|----------------|----------------|----------------|
|                   | 94,771,411       |                |                |                |
|                   | 1,555,950,000.00 |                |                |                |
|                   | 2019 4 30        |                |                |                |
| <b>1: 2018</b>    |                  |                |                |                |
|                   | 161,505,416.37   | 161,505,416.37 | 161,505,416.37 | 161,505,416.37 |
|                   | 264,658,859.15   | 264,658,859.15 | 264,658,859.15 | 264,658,859.15 |
| /                 | 0.4978           | 0.3404         | 0.3397         | 0.2998         |
| /                 | 0.4978           | 0.3404         | 0.3397         | 0.2998         |
| /                 | 0.8158           | 0.5579         | 0.5566         | 0.4913         |
| /                 | 0.8158           | 0.5579         | 0.5566         | 0.4913         |
| <b>2 2018 10%</b> |                  |                |                |                |
|                   | 161,505,416.37   | 177,655,958.01 | 195,421,553.81 | 195,421,553.81 |
|                   | 264,658,859.15   | 291,124,745.07 | 320,237,219.57 | 320,237,219.57 |
| /                 | 0.4978           | 0.3745         | 0.4110         | 0.3628         |
| /                 | 0.4978           | 0.3745         | 0.4110         | 0.3628         |
| /                 | 0.8158           | 0.6137         | 0.6735         | 0.5945         |
| /                 | 0.8158           | 0.6137         | 0.6735         | 0.5945         |
| <b>3 2018 20%</b> |                  |                |                |                |
|                   | 161,505,416.37   | 193,806,499.64 | 232,567,799.57 | 232,567,799.57 |
|                   | 264,658,859.15   | 317,590,630.98 | 381,108,757.18 | 381,108,757.18 |
| /                 | 0.4978           | 0.4085         | 0.4891         | 0.4318         |
| /                 | 0.4978           | 0.4085         | 0.4891         | 0.4318         |
| /                 | 0.8158           | 0.6695         | 0.8016         | 0.7075         |
| /                 | 0.8158           | 0.6695         | 0.8016         | 0.7075         |

1

2

3

3

2017-2019

4

5



/

/

2018

2018 12 4